


**BALANCE SHEET AS AT 31 ST MARCH 2013**

A	<u>SOURCES OF FUNDS</u>	SCH. NO	<u>CURRENT YEAR</u>	<u>PREVIOUS YEAR</u>
1	Fund for New Infrastructure Facilities	1	14,051,856,195.02	12,617,304,659.32
2	Fund for Maintenance & Creation of Public Utilities	1	21,077,784,291.48	18,925,956,987.94
	<b>TOTAL</b>		<b>35,129,640,486.50</b>	<b>31,543,261,647.26</b>
B	<u>APPLICATION OF FUNDS</u>			
1	Fixed Assets Net Block	2	741,979,678.85	499,770,462.64
2	Investments	3	639,149,000.00	639,024,000.00
3	Current Assets, Loans & Advances	4	241,069,302,169.70	216,561,667,771.71
4	LESS: Current Liabilities & Provisions	5	207,320,790,362.05	186,157,200,587.09
5	Net Current Assets		33,748,511,807.65	30,404,467,184.62
6	Notes on Accounts	16		
	<b>TOTAL</b>		<b>35,129,640,486.50</b>	<b>31,543,261,647.26</b>

As per our Compilation Report of even date

RAV BHARDWAJ & CO.  
Chartered Accountants



RAV M. P. SINGH  
Partner  
M.No. -71918



Place : Noida  
Date :



A.K. GARG  
(A.O.)



V.K. JAIN  
(S.F.A.O.)



G.P. SINGH  
(F.C.)




RAMA RAMAN  
(C.C.E.O.)

**INCOME AND EXPENDITURE A/C FOR THE YEAR 2012-2013**


S.NO.	PARTICULARS	SCH. NO.	CURRENT YEAR	PREVIOUS YEAR
<b>A</b>	<b><u>INCOMES</u></b>			
1	Rent	11	2,517,308,405.36	2,767,614,293.77
2	Fees	12	2,107,918,179.63	2,559,279,030.73
3	Other Incomes	13	1,459,925,261.87	2,179,625,639.31
4	Sale Of Forms	14	12,273,572.00	13,429,793.00
5	Interest	15	26,271,022,092.37	10,113,881,165.52
	<b>TOTAL INCOMES</b>		<b>32,368,447,511.23</b>	<b>17,633,829,922.33</b>
<b>B.</b>	<b><u>EXPENDITURES</u></b>			
1	Expenditure On Employees	6	979,443,722.32	1,003,819,840.93
2	Office Expenses	7	1,044,585,878.23	374,438,983.00
3	Miscellaneous Expenses	8	11,888,818,762.87	5,198,534,925.95
4	Expenditure On Public Amenities	9	12,945,402,674.78	7,372,393,682.89
5	Depreciation	2	143,698,524.79	84,063,638.26
6	Devlopment Of Villages	-	1,648,966,696.00	1,131,206,023.00
7	Interest Expenses	10	131,152,413.00	258,916,714.15
8	Transfer for New Infrastructure Facilities		1,434,551,535.70	884,182,445.66
9	Transfer for Maintenance & Creation of Public Utilities		2,151,827,303.54	1,326,273,668.49
	<b>TOTAL</b>		<b>32,368,447,511.23</b>	<b>17,633,829,922.33</b>
	Notes on Accounts	16		


RAV BHARDWAJ & CO.  
Chartered Accountants


  
RAV M. P. SINGH  
Partner  
M.No. -71918



Place : Noida  
Date :

  
A.K. GARG  
(A.O.)

  
G.P. SINGH  
(F.C.)

  
V.K. JAIN  
(S.F.A.O.)

  
RAMA RAMAN  
(C.C.E.O.)

NEW OKHLA INDUSTRIAL DEVELOPMENT AUTHORITY

FUNDS FOR NEW INFRASTRUCTURE FACILITIES , MAINTENANCE & CREATION OF PUBLIC UTILITIES

<u>S.NO.</u>	<u>PARTICULARS</u>	<u>CURRENT YEAR</u> <u>2012-2013</u>	<u>PREVIOUS YEAR</u> <u>2011-2012</u>
1	<u>FUND FOR NEW INFRASTRUCTURE FACILITIES</u>		
	Opening Balance	12,617,304,659.32	11,733,122,213.66
	Current Year	1,434,551,535.70	884,182,445.66
	TOTAL	<u>14,051,856,195.02</u>	<u>12,617,304,659.32</u>
2	<u>FUND FOR MAINTENANCE &amp; CREATION OF PUBLIC UTILITIES</u>		
	Opening Balance	18,925,956,987.94	17,599,683,319.45
	Current Year	2,151,827,303.54	1,326,273,668.49
	TOTAL	<u>21,077,784,291.48</u>	<u>18,925,956,987.94</u>
	TOTAL FUNDS	<u>35,129,640,486.50</u>	<u>31,543,261,647.26</u>



NEW OKHLA INDUSTRIAL DEVELOPMENT AUTHORITY											SCHED
Schedule of Fixed Assets as on 31.03.2013											
S.NO.	Particular	Dep. Rate	Balance as on 1.4.2012	Addition before 30.09.2012	Addition after 01.10.2012	Sold during 2012-2013	Total as on 31.03.2013	Dep. for the year 2012-13	Dep. up to 31.03.2012	Dep. up to 31.03.2013	Balance on 31.03.2013
1	Building	10%	54,971,720.55	-	-	-	54,971,720.55	5,497,172.06	146,068,317.66	151,565,489.72	49,47
2	Furniture & Fixtures	10%	155,099,002.60	13,532,760.00	51,035,021.00	-	219,662,783.60	19,414,527.31	58,467,806.31	77,882,333.62	200,24
3	Vehicles	15%	103,916,471.63	30,011,972.00	25,822,766.00	-	159,751,209.63	22,025,973.99	54,182,124.93	76,208,098.92	137,72
4	Office Equipment	15%	43,857,700.67	29,294,205.00	9,282,386.00	-	82,434,291.67	11,668,964.80	44,303,593.00	55,972,557.80	70,76
5	Other ( Machinery)	15%	120,592,258.57	28,749,712.00	34,249,935.00	-	183,591,905.57	24,970,040.71	168,107,374.95	193,077,415.66	158,62
6	Guest house Lucknow	10%	396,404.83	-	-	-	396,404.83	39,640.48	2,625,344.44	2,664,984.92	35
7	Electrical Fitting	15%	128,908.53	-	-	-	128,908.53	19,336.28	2,594,755.56	2,614,091.84	10
8	Computer	60%	20,811,995.26	6,113,560.00	7,340,688.00	-	34,266,243.26	18,357,539.56	97,889,920.48	116,247,460.04	15,90
9	Community Centre	10%	-	120,854,896.00	-	-	120,854,896.00	12,085,489.60	-	12,085,489.60	108,76
10	Building- Temporary at Sec-39	100%	-	29,619,840.00	-	-	29,619,840.00	29,619,840.00	-	29,619,840.00	-
	<b>Total</b>		<b>499,770,462.64</b>	<b>258,176,945.00</b>	<b>127,730,796.00</b>	<b>-</b>	<b>885,678,203.64</b>	<b>143,698,524.79</b>	<b>574,239,237.33</b>	<b>717,937,762.12</b>	<b>741,90</b>
NOTE: Depreciation on Fixed Assets put to use on or after 1-10-2012 is calculated at 50% of the rates given hereabove											



NEW OKHLA INDUSTRIAL DEVELOPMENT AUTHORITY

INVESTMENTS AS ON 31.03.2013

<u>S.NO</u>	<u>INVESTMENTS</u>	<u>CURRENT YEAR</u> <u>2012-2013</u>	<u>PREVIOUS YEAR</u> <u>2011-2012</u>
1	Investment with Taj Expressway Industrial Development Authority	50,000,000.00	50,000,000.00
2	Investment in UPFC Shares	201,424,000.00	201,424,000.00
3	Investment in UP Infrastructure Bond	20,000,000.00	20,000,000.00
4	Investment in PICUP Share	250,000,000.00	250,000,000.00
5	Investment in Uptron Powertronics	7,600,000.00	7,600,000.00
6	Investment in PICUP Bonds	10,000,000.00	10,000,000.00
7	Investment in Shares of Noida Toll Bridge Company Limited	100,000,000.00	100,000,000.00
8	Investment in Shares of Yamuna Power Generation Company Limited	125,000.00	-
	<b>TOTAL</b>	<b>639,149,000.00</b>	<b>639,024,000.00</b>



SCHEDULE-4

NEW OKHLA INDUSTRIAL DEVELOPMENT AUTHORITY

CURRENT ASSETS, LOAN & ADVANCES AS ON 31.03.2013

S.NO	PARTICULAR	CURRENT YEAR	PREVIOUS YEAR
		<u>2012-2013</u>	<u>2011-2012</u>
1	<b>STOCK</b>		
	Stock & Stores	15,697,585.33	9,475,469.11
	<b>Total [A]</b>	<b>15,697,585.33</b>	<b>9,475,469.11</b>
2	<b>Building Under Construction</b>		
	Residential	797,631,010.29	797,631,010.29
	Commercial	130,532,305.20	130,532,305.20
	Industrial	44,247,117.95	44,247,117.95
	<b>TOTAL [B]</b>	<b>972,410,433.44</b>	<b>972,410,433.44</b>
3	<b>LOAN &amp; ADVANCES</b>		
	Misc. Advances to staff	43,731,459.88	41,389,067.04
	Loan to U.P Textiles Corporation	93,919,851.34	93,919,851.34
	Loan to UPIDA	10,000,000.00	10,000,000.00
	Deposit with GMTD Noida-BSNL	750,000.00	750,000.00
	Deposit Works	15,462,242.32	15,462,242.32
	Loan to U.P. Handloom Corp.	50,000,000.00	50,000,000.00
	Loan to Yamuna Expressway Authority	12,500,000,000.00	26,250,000,000.00
	Loan to Gr.Noida Authority	9,125,000,000.00	13,500,000,000.00
	Advance to DM GZB. For D/O Khora Colony	200,000,000.00	200,000,000.00
	Loan to UPPCL	2,000,000,000.00	-
	<b>TOTAL [C]</b>	<b>24,038,863,553.54</b>	<b>40,161,521,160.70</b>



#### 4 OTHER CURRENT ASSETS

Work In Progress	75,659,209,196.29	78,530,066,449.29
Land	33,230,750,199.55	32,859,967,688.98
Balance with ADM ( LA )	23,845,927,654.23	14,948,949,596.23
Amount Receivable Against ESI	6,698,950.00	6,698,950.00
Amount Receivable from Contractors	8,910,681.00	8,910,681.00
Amount Receivable from G. NOIDA Authority	50,000,000.00	50,000,000.00
TDS Receivable for A.Y. 2009-10 to 2012-13	1,112,703,494.00	411,068,293.00
Deposit with IT Deptt for A.Y. 2003-04 & 2004-05 under Protest	-	713,989,236.00

**TOTAL[D]**

**133,914,200,175.07 127,529,650,894.50**

#### 5 CASH & BANK BALANCES

Cash in hand	130,704.00	508,849.00
Balance with Banks	7,329,311,681.61	4,871,431,310.67
Balance in Flexi Deposits	1,798,688,036.71	16,669,654.29
<b>Short Term Investments in Bank FDR's</b>	<b>73,000,000,000.00</b>	<b>43,000,000,000.00</b>

**TOTAL [E]**

**82,128,130,422.32 47,888,609,813.96**

**TOTAL [A]+[B]+[C]+[D]+[E]**

**241,069,302,169.70 216,561,667,771.71**

#### Details of Short Term Investment in Bank FDR's

1	Investment with Allahabad Bank	8,000,000,000.00	-
2	Investment with FD-Central Bank	12,000,000,000.00	8,000,000,000.00
3	Investment Andhra Bank	8,000,000,000.00	-
4	Investment with Canara Bank	13,000,000,000.00	11,500,000,000.00
5	Investment with Bank of Baroda	15,000,000,000.00	-
6	Investment with P&S Bank	7,000,000,000.00	3,500,000,000.00
7	Investment with State Bank of India		20,000,000,000.00
8	Investment with Syndicate Bank	10,000,000,000.00	-
	<b>TOTAL</b>	<b>73,000,000,000.00</b>	<b>43,000,000,000.00</b>



**NEW OKHLA INDUSTRIAL DEVELOPMENT AUTHORITY**

**CURRENT LIABILITIES & PROVISIONS**

S.NO	PARTICULARS	CURRENT YEAR	PREVIOUS YEAR
		<u>2012-2013</u>	<u>2011-2012</u>
1	Sundry Creditors	951,121,354.91	648,641,565.91
2	<b>Deposit from Suppliers and Contractors</b>		
	Works	541,398,535.23	432,649,160.23
3	<b>Deposit from Allottees</b>		
	Industrial	23,774,184,193.46	21,614,826,596.06
	Residential/Gr.Hou./Hou.	111,092,598,168.42	98,846,260,945.90
	Commercial	47,608,340,274.17	42,924,044,433.79
	Institutional	20,806,717,354.18	19,400,322,823.68
4	Securities from Employees	10,348.00	10,348.00
5	Security - water meter	59,709,527.87	56,898,693.87
6	Security Deposit (Cont & Supplier)	583,808,630.63	602,144,559.63
7	<b>Other Liabilities</b>		
	CPF	1,787,881,026.18	1,573,902,886.18
	Other liabilities	115,020,949.00	53,477,352.84
8	<b><u>Loan against FDR's</u></b>		
	Loan against FDRs from Vijaya Bank	-	-
	Loan against FDRs from UCO Bank	-	-
	Loan against FDRs from P&S Bank	-	(241,453.00)
	Loan against FDRs from CBI OD	-	4,262,674.00
	<b>TOTAL</b>	<b>207,320,790,362.05</b>	<b>186,157,200,587.09</b>





**SCHEDULE -6**

**NEW OKHLA INDUSTRIAL DEVELOPMENT AUTHORITY**

**EXPENDITURE ON EMPLOYEES**

S.NO.	PARTICULARS	CURRENT YEAR	PREVIOUS YEAR
		<u>2012-2013</u>	<u>2011-2012</u>
1	Salaries & Allowances	771,547,873.32	801,378,259.49
2	Contribution towards PF	71,462,414.00	58,950,923.44
3	Medical Expenses	87,243,581.00	66,263,897.00
4	Uniform to Staff	3,021,510.00	1,960,380.00
5	Honorarium	44,800.00	-
6	Gifts to Staff	16,279,411.00	21,845,311.00
7	Bonus	5,785,450.00	9,102,367.00
8	Employees Welfare	714,322.00	151,442.00
9	Gratuity	10,888,710.00	19,350,584.00
10	Ex-Gratia	450,000.00	275,000.00
11	Leave Salary & Pension Contribution	12,005,651.00	24,541,677.00
	<b>TOTAL</b>	<b><u>979,443,722.32</u></b>	<b><u>1,003,819,840.93</u></b>



NEW OKHLA INDUSTRIAL DEVELOPMENT AUTHORITY

ADMINISTRATIVE EXPENSES

S.NO.	PARTICULARS	CURRENT YEAR	PREVIOUS YEAR
		<u>2012-2013</u>	<u>2011-2012</u>
1	Maintenance of Office Building	949,898,350.00	273,429,530.00
2	Maintenance of Vehicles	43,122,335.00	39,062,070.00
3	Printing & Stationery	25,158,825.00	28,417,597.00
4	Travelling & Conveyance	4,495,868.00	5,902,610.00
5	Telephone Expenses	10,592,294.23	10,452,719.00
6	Postage & Telegraph	902,041.00	674,703.00
7	Maintenance of Office Equipment	-	9,645,388.00
8	Computerisation	10,416,165.00	6,854,366.00
	<b>TOTAL</b>	<b><u>1,044,585,878.23</u></b>	<b><u>374,438,983.00</u></b>



NEW OKHLA INDUSTRIAL DEVELOPMENT AUTHORITY

MISCELLANEOUS EXPENSES

S.NO.	PARTICULARS	CURRENT YEAR	PREVIOUS YEAR
		2012-2013	2011-2012
1	Advertisement Expenses	148,830,207.00	273,813,147.00
2	Sundry Expenses	37,935,780.87	92,215,382.95
3	Legal Expenses	14,271,778.00	18,755,325.00
4	Meeting Expenses	546,783.00	2,312,271.00
5	Audit Fee	129,801,000.00	50,000,000.00
6	Consultancy Expenses	8,109,125.00	14,199,046.00
7	Grant to ITTUP	3,420,088.00	2,721,666.00
8	Grant to Gautam Buddha University	-	4,731,950,000.00
9	Grant to Udyog Bandhu	48,000,000.00	11,500,000.00
10	Grant to UPSRTC	51,378,083.00	-
11	Grant to UP Trade Promotion Authority	1,500,000.00	-
12	Brouchers	162,750.00	1,068,088.00
13	Grant to Noida & Greater noida education society	4,287,963,362.00	-
14	Income Tax	7,156,899,806.00	
	<b>TOTAL</b>	<b>11,888,818,762.87</b>	<b>5,198,534,925.95</b>



SCHEDULE -9

NEW OKHLA INDUSTRIAL DEVELOPMENT AUTHORITY

MAINTENANCE OF PUBLIC AMENITIES

S.NO.	PARTICULARS	CURRENT YEAR	PREVIOUS YEAR
		<u>2012-2013</u>	<u>2011-2012</u>
1	Maintenance of Water Supply	2,901,282,725.00	1,918,211,751.00
2	Maintenance of Roads	4,768,438,095.00	1,822,581,115.00
3	Health and Sanitation	353,697,414.00	383,965,282.00
4	Maintenace of Street Lights	1,884,003,399.78	1,023,371,017.89
5	Maintenance of Drains & Sewerage	1,807,435,060.00	951,032,297.00
6	Maintenance of Parks	689,454,901.00	694,117,215.00
7	Maintenance of Machinery	53,022,984.00	143,621,173.00
8	Security Expenses	96,603,677.00	40,378,910.00
9	Encroachment Expenses	10,206,820.00	51,948,201.00
10	Maintenance of Green Belt	381,257,599.00	343,166,721.00
	<b>TOTAL</b>	<b><u>12,945,402,674.78</u></b>	<b><u>7,372,393,682.89</u></b>



SCHEDULE -10

NEW OKHLA INDUSTRIAL DEVELOPMENT AUTHORITY

INTEREST EXPENSES

S.NO.	PARTICULARS	CURRENT YEAR	PREVIOUS YEAR
		<u>2012-2013</u>	<u>2011-2012</u>
1	Interest on Contributory Provident Fund	131,149,925.00	107,331,131.15
2	Interest on Loans against FDRs	2,488.00	151,585,583.00
	<b>TOTAL</b>	<b>131,152,413.00</b>	<b>258,916,714.15</b>



SCHEDULE -11

NEW OKHLA INDUSTRIAL DEVELOPMENT AUTHORITY

RENT INCOMES

S.NO.	PARTICULARS	CURRENT YEAR	PREVIOUS YEAR
		<u>2012-2013</u>	<u>2011-2012</u>
1	Lease Rent (Hou./ Resi./Gr.Hou.)	1,435,389,398.59	1,049,306,612.95
2	Lease Rent (Industrial)	257,562,585.56	705,334,963.58
3	Lease Rent (Institutional)	418,089,790.75	802,834,350.20
4	Lease Rent (Commercial)	399,728,257.46	195,579,230.04
5	Rent (Commercial)	3,670,000.00	3,327,000.00
6	Rent -Staff Houses	2,868,373.00	11,232,137.00
	<b>TOTAL</b>	<b><u>2,517,308,405.36</u></b>	<b><u>2,767,614,293.77</u></b>

Note:- Lease Rent includes One Time Lease Rent also.



SCHEDULE -12

NEW OKHLA INDUSTRIAL DEVELOPMENT AUTHORITY

FEES

S.NO.	PARTICULARS	CURRENT YEAR	PREVIOUS YEAR
		<u>2012-2013</u>	<u>2011-2012</u>
A.	<u>DOCUMENTATION CHARGES</u>	421,119.00	13,000.00
	<u>TOTAL</u>	<u>421,119.00</u>	<u>13,000.00</u>
B.	<u>PROCESSING FEES</u>	<u>2012-2013</u>	<u>2011-2012</u>
1	Housing / Residential/Group Housing	8,245,048.08	16,226,393.00
2	Industrial	3,152,250.00	5,311,300.00
3	Commercial	542,457.00	9,405,267.00
4	Institutional	717,200.00	1,874,080.00
	<u>TOTAL</u>	<u>12,656,955.08</u>	<u>32,817,040.00</u>
C.	<u>TIME EXTENSION CHARGES</u>	<u>2012-2013</u>	<u>2011-2012</u>
1	Housing / Residential/Group Housing	570,102,676.50	454,054,397.19
2	Industrial	43,483,849.00	91,358,340.50
3	Commercial	43,567,581.25	27,124,150.00
4	Institutional	209,735,958.00	44,677,195.00
	<u>TOTAL</u>	<u>866,890,064.75</u>	<u>617,214,082.69</u>
D.	<u>TRANSFER CHARGES</u>	<u>2012-2013</u>	<u>2011-2012</u>
1	Housing / Residential/Group Housing	961,573,750.32	1,126,059,850.53
2	Industrial	25,848,018.00	195,523,113.50
3	Commercial	28,570,151.60	27,661,271.00
4	Institutional	31,030,156.00	55,952,650.25
	<u>TOTAL</u>	<u>1,047,022,075.92</u>	<u>1,405,196,885.28</u>



<b><u>PENALTY</u></b>		<b><u>2012-2013</u></b>	<b><u>2011-2012</u></b>
1	Housing / Residential/Group Housing	100,459,454.60	45,762,307.10
2	Industrial	8,212,952.00	19,518,608.00
3	Commercial	16,045,069.78	379,372,772.06
4	Institutional	1,683,963.00	10,137,199.00
<b><u>TOTAL</u></b>		<b><u>126,401,439.38</u></b>	<b><u>454,790,886.16</u></b>
<b><u>RENT PERMISSION CHARGES</u></b>		<b><u>2012-2013</u></b>	<b><u>2011-2012</u></b>
1	Industrial	3,877,910.60	16,651,718.60
2	Institutional	50,648,614.90	32,595,418.00
<b><u>TOTAL</u></b>		<b><u>54,526,525.50</u></b>	<b><u>49,247,136.60</u></b>
<b>GRAND TOTAL (A+B+C+D+E)</b>		<b><u>2,107,918,179.63</u></b>	<b><u>2,559,279,030.73</u></b>





SCHEDULE -13

NEW OKHLA INDUSTRIAL DEVELOPMENT AUTHORITY

OTHER MISCELLANEOUS INCOMES

S.NO.	PARTICULARS	CURRENT YEAR	PREVIOUS YEAR
A	<u>FORFITURE</u>	<u>2012-2013</u>	<u>2011-2012</u>
1	Housing / Residential/Group Housing	-	298,487,210.00
	<b>TOTAL</b>	<b>-</b>	<b>298,487,210.00</b>
B	<u>OTHER INCOMES</u>	<u>2012-2013</u>	<u>2011-2012</u>
1	Water and Sewer Charges	340,651,104.71	196,258,974.64
2	Building Plan Fees	970,315,014.16	1,470,529,241.13
3	Road Cutting Charges	56,839,930.00	32,019,781.00
4	Sale of Plants	233,227.00	251,432.00
5	Sundry Receipts	11,887,424.00	12,184,587.54
6	Hoarding/ Advertisement Fee	38,103,288.00	53,527,183.00
7	Restoration Fee	13,188,662.00	92,449,757.00
8	Dividend from Noida Toll Bridge	5,000,000.00	5,000,000.00
9	Parking Charges / Park Booking	23,706,612.00	18,917,473.00
	<b>TOTAL</b>	<b>1,459,925,261.87</b>	<b>1,881,138,429.31</b>
	<b>TOTAL (A+B)</b>	<b>1,459,925,261.87</b>	<b>2,179,625,639.31</b>



SCHEDULE -14

NEW OKHLA INDUSTRIAL DEVELOPMENT AUTHORITY

SALE OF FORMS

S.NO.	PARTICULARS	CURRENT YEAR	PREVIOUS YEAR
		<u>2012-2013</u>	<u>2011-2012</u>
1	Industrial	-	3,900.00
2	Housing / Residential	-	149,700.00
3	Commercial	-	126,100.00
4	Institutional	-	16,400.00
5	Sale of Tender & Other Forms	12,273,572.00	13,133,693.00
	<b>TOTAL</b>	<b>12,273,572.00</b>	<b>13,429,793.00</b>



SCHEDULE -15

NEW OKHLA INDUSTRIAL DEVELOPMENT AUTHORITY

INTEREST INCOMES

S.NO.	PARTICULARS	CURRENT YEAR	PREVIOUS YEAR
		<u>2012-2013</u>	<u>2011-2012</u>
1	Interest from Investments in Bank FDRs & Loans	8,635,966,723.31	8,363,303,944.43
2	Interest on Lease Rent	133,267,784.75	147,408,628.23
3	Interest on Staff Advances	1,158,236.00	817,820.00
4	Interest on Saving Bank A/c	308,455,480.66	109,654,932.46
5	Interest from Allottees	17,192,173,867.65	1,492,695,840.40
	<b>TOTAL</b>	<b><u>26,271,022,092.37</u></b>	<b><u>10,113,881,165.52</u></b>



## NEW OKHLA INDUSTRIAL DEVELOPMENT AUTHORITY

### SCHEDULE-16

#### NOTES ON ACCOUNTS

(Forming part of Balance Sheet and Income and Expenditure Account)

1. The Accounting Policies not specifically referred to otherwise are consistent with the earlier years.
2. Accounts have been prepared on cash basis as per the past prevailing practice of the Authority i.e. all payments and incomes are accounted on receipt basis.
3. Fixed Assets are recorded at cost which includes all direct and indirect expenses upto date of acquisition, installation and put to use.
4. Depreciation on the fixed assets has been charged on WDV basis, at the rates prescribed under the Income Tax Act, 1961.
5. Stores & Spares are valued at cost.
6. Retirement Benefits in the form of provident fund are defined contribution schemes and the contributions are charged to Income & Expenditure account when the contributions to the respective funds are due.
7. Surplus of incomes over expenditure of the year has been appropriated in the proportion of 60:40 between Fund for Maintenance & Creation of Public Utilities and Fund for New Infrastructure Facilities as per past prevailing practice.
8. Sales entries of the leased out properties have not been booked in the Income and Expenditure Account and corresponding cost of land and development thereon too has not been booked in the Income and Expenditure Account.
9. Cost of Mahamaya Girls Inter College at sector-44 and Panchsheel Balak Inter College at sector-91 has been considered as grant to Noida-Greater Noida Shiksha Samiti in accordance with the Board's decision taken in 176<sup>th</sup> Meeting held on 09/07/2012 vide supplementary agenda item no-14.
10. Amount reimbursed to banks on account of tax on interest of fixed deposits in view of assessments made by the Income-tax Department and tax deposit by the Authority under orders passed by the Department for past several years have been considered as expense.
11. Figures and schedules have been regrouped / rearranged, wherever necessary.

