


NEW OKHLA INDUSTRIAL DEVELOPMENT AUTHORITY

BALANCE SHEET AS AT 31ST MARCH 2020

A	SOURCES OF FUNDS	SCH. NO	CURRENT YEAR	PREVIOUS YEAR
1	Fund for New Infrastructure Facilities	1	7,097,074,023.43	7,753,390,444.94
2	Fund for Maintenance & Creation of Public Utilities	1	10,645,611,034.11	11,630,085,666.37
	TOTAL		17,742,685,057.55	19,383,476,111.31
B	<u>APPLICATION OF FUNDS</u>			
1	Fixed Assets			
	Net Block	2	820,611,838.07	925,328,095.06
2	Investments	3	2,681,936,500.00	5,392,235,500.00
3	Current Assets, Loans & Advances	4	368,125,788,688.58	341,339,524,925.41
4	Less: Current Liabilities & Provisions	5	353,885,651,969.10	328,273,612,409.16
5	Net Current Assets		14,240,136,719.48	13,065,912,516.25
6	Notes on Accounts	16		
	TOTAL		17,742,685,057.55	19,383,476,111.31


As per our Compilation Report of even date

RAV BHARDWAJ & CO.
Chartered Accountants
(FRN NO.- 003966C)




RAV M. P. SINGH
(Partner)
M.No. -071918

Place : Noida
Date :


SUDHIR SAXENA
(A.O.)


NIILINGAPPA
(C.F.A.O.)


SUDHIR SINGH
(F.C.)


RITU MAHESHWARI
(C.E.O.)

NEW OKHLA INDUSTRIAL DEVELOPMENT AUTHORITY

INCOME AND EXPENDITURE A/C FOR THE YEAR 2019-20

S.NO.	PARTICULARS	SCH. NO.	CURRENT YEAR	PREVIOUS YEAR
A	<u>INCOMES</u>			
1	Rent	11	5,485,581,124.97	6,260,806,477.12
2	Fees	12	4,037,621,869.48	3,411,582,753.85
3	Other Incomes	13	3,026,960,855.71	2,532,752,308.73
4	Sale Of Forms	14	18,219,784.00	48,841,880.00
5	Interest	15	3,471,107,996.55	7,939,075,401.76
	TOTAL INCOMES		16,039,491,630.71	20,193,058,821.46
B.	<u>EXPENDITURES</u>			
1	Expenditure On Employees	6	1,457,289,955.00	1,490,910,126.00
2	Office Expenses	7	330,691,965.00	535,811,975.00
3	Miscellaneous Expenses	8	5,337,430,031.50	4,517,414,589.40
4	Expenditure On Public Amenities	9	9,367,698,470.98	11,934,907,178.19
5	Depreciation	2	125,509,336.00	145,005,958.10
6	Development Of Villages	-	882,246,160.00	895,619,934.00
7	Interest Expenses	10	179,416,766.00	176,798,617.00
	TOTAL EXPENDITURES		17,680,282,684.48	19,696,468,377.69
	Excess of Income over Expenditure		(1,640,791,053.77)	496,590,443.77
	Excess / (Deficit) Transferred to New Infrastructure Facilities Fund		(656,316,421.51)	198,636,177.51
	Excess / (Deficit) Transferred to Maintenance & Creation of Public Utilities Fund		(984,474,632.26)	297,954,266.26

Notes on Accounts 16

As per our Compilation Report of even date

RAV BHARDWAJ & CO.
Chartered Accountants
(FRN NO.- 003966C)

RAV M. P. SINGH
(Partner)
M.No. -071918



SUDHIR SAXENA
(A.O.)

SUDHIR SINGH
(F.C.)

NIJILINGAPPA
(C.F.A.O.)

RITU MAHESHWARI
(C.E.O.)

Place : Noida

Date :

NEW OKHLA INDUSTRIAL DEVELOPMENT AUTHORITY

FUNDS FOR NEW INFRASTRUCTURE FACILITIES , MAINTENANCE & CREATION OF PUBLIC UTILITIES

<u>S.NO.</u>	<u>PARTICULARS</u>	<u>CURRENT YEAR</u>	<u>PREVIOUS YEAR</u>
		<u>2019-2020</u>	<u>2018-2019</u>
1	<u>FUND FOR NEW INFRASTRUCTURE FACILITIES</u>		
	Opening Balance	7,753,390,444.94	7,561,713,296.27
	Current Year	(656,316,421.51)	198,636,177.51
	Less: Transferred to NGT Penalty (2015-16 to 2017-18) earlier included in Reserves	-	6,959,028.84
	TOTAL	7,097,074,023.43	7,753,390,444.94
2	<u>FUND FOR MAINTENANCE & CREATION OF PUBLIC UTILITIES</u>		
	Opening Balance	11,630,085,666.37	11,342,569,943.37
	Current Year	(984,474,632.26)	297,954,266.26
	Less: Transferred to NGT Penalty (2015-16 to 2017-18) earlier included in Reserves	-	10,438,543.26
	TOTAL	10,645,611,034.11	11,630,085,666.37
	TOTAL FUNDS	17,742,685,057.55	19,383,476,111.31



NEW OKHLA INDUSTRIAL DEVELOPMENT AUTHORITY

Schedule of Fixed Assets as on 31.03.2020

S.NO.	Particular	Dep. Rate	Balance as on 1.4.2019	Addition before 30.09.2019	Addition after 01.10.2019	Sold during 2019-2020	Total as on 31.03.2020	Dep. for the year 2019-2020	Dep. up to 31.03.2019	Dep. up to 31.03.2020	Balance as on 31.03.2020
1	Building	10%	50,210,080.22	-	-	-	50,210,080.22	5,021,008.02	187,348,108.93	192,369,116.95	45,189,072.20
2	Furniture & Fixtures	10%	338,304,773.28	3,425,121.00	2,124,191.00	-	343,854,085.28	34,279,198.98	256,242,280.83	290,521,479.81	309,574,886.30
3	Vehicles	15%	81,398,300.71	6,625,575.00	188,190.00	4,611,181.00	83,600,884.71	12,526,018.46	169,976,629.25	182,502,647.71	71,074,866.26
4	Office Equipment	15%	32,151,872.80	-	-	-	32,151,872.80	4,822,780.92	98,226,372.67	103,049,153.59	27,329,091.88
5	Other (Machinery)	15%	266,689,667.77	5,580,577.00	6,533,678.00	-	278,803,922.77	41,330,562.57	397,257,766.16	438,588,328.73	237,473,360.21
6	Guest house Lucknow	10%	189,599.20	-	-	-	189,599.20	18,959.92	2,803,252.15	2,822,212.07	170,639.28
7	Electrical Fitting	10%	43,756.01	-	-	-	43,756.01	4,375.60	2,668,033.19	2,672,408.79	39,380.41
8	Computer	40%	934,780.75	-	-	-	934,780.75	373,912.30	152,387,486.53	152,761,398.83	560,868.45
9	Community Centre	10%	117,074,264.33	926,928.00	-	-	118,001,192.33	11,800,119.23	74,356,243.32	86,156,362.56	106,201,073.10
10	Solar Power Plant	40%	38,331,000.00	-	-	-	38,331,000.00	15,332,400.00	25,554,000.00	40,886,400.00	22,998,600.00
	Total		925,328,095.06	16,558,201.00	8,846,059.00	4,611,181.00	946,121,174.07	125,509,336.00	1,366,820,173.03	1,492,329,509.03	820,611,838.07

NOTE: Depreciation on Fixed Assets put to use on or after 1-10-2019 is calculated at 50% of the rates given hereabove



SCHEDULE-3

NEW OKHLA INDUSTRIAL DEVELOPMENT AUTHORITY

INVESTMENTS AS ON 31.03.2020

<u>S.NO</u>	<u>INVESTMENTS</u>	<u>CURRENT YEAR</u> <u>2019-2020</u>	<u>PREVIOUS YEAR</u> <u>2018-2019</u>
1	Investment in UPFC Shares	201,424,000.00	201,424,000.00
2	Investment in UP Infrastructure Bond	20,000,000.00	20,000,000.00
3	Investment in PICUP Share	250,000,000.00	250,000,000.00
4	Investment in PICUP Bonds	10,000,000.00	10,000,000.00
5	Investment in Shares of Noida Toll Bridge Company Limited	100,000,000.00	100,000,000.00
6	Investment in Shares of Yamuna Power Generation Company Limited	125,000.00	125,000.00
7	Investment in Shares of Noida Metro Rail Corporation Limited	2,100,350,000.00	4,810,649,000.00
8	Investment in Shares of Noida International Airport Limited	37,500.00	37,500.00
TOTAL		2,681,936,500.00	5,392,235,500.00



SCHEDULE-4

NEW OKHLA INDUSTRIAL DEVELOPMENT AUTHORITY

CURRENT ASSETS, LOANS & ADVANCES

S.NO	PARTICULAR	CURRENT YEAR	PREVIOUS YEAR
		<u>2019-2020</u>	<u>2018-2019</u>
1	<u>STOCK</u>		
	Stock & Stores	104,416.83	148,418.81
	Total [A]	104,416.83	148,418.81
2	<u>LOANS</u>		
	Loan to UPSIDC	1,216,698,165.00	2,311,986,565.00
	Loan to U.P Textiles Corporation	93,919,851.34	93,919,851.34
	Loan to UPIDA	10,000,000.00	10,000,000.00
	Loan to U.P. Handloom Corp.	25,000,000.00	50,000,000.00
	Loan to Yamuna Expressway Authority	11,528,133,332.00	11,528,133,332.00
	Loan to Gr.Noida Authority	32,837,002,704.00	32,837,002,704.00
	Loan to UPPCL	2,500,000,000.00	2,500,000,000.00
	Loan to Agra Development Authority	137,457,856.00	323,904,333.00
	Loan to NMRC- Subordinate Debt	1,981,000,000.00	-
	Loan to Amrapali Silicon City-IRP	10,500,000.00	10,500,000.00
	TOTAL [B]	50,339,711,908.34	49,665,446,785.34
3	<u>ADVANCES</u>		
	Advance to DM GZB. For D/O Khora Colony	200,000,000.00	200,000,000.00
	Misc. Advances to staff	37,299,969.31	36,040,802.31
	Advance to Exe. Engg. Provincial Div. PWD GB NAGAR	10,000,000.00	10,000,000.00
	Advance to ADM(LA) Noida for Land Acquisition	8,007,123,039.23	12,102,046,741.23
	Advance to ADM(LA) Yamuna for Land Acquisition for NIAL	10,732,462,500.00	10,694,962,500.00
	Advance to NMRC for Share Capital	2,712,990,000.00	-
	TOTAL [C]	21,699,875,508.54	23,043,050,043.54

11



4 OTHER CURRENT ASSETS

Deposit with GMTD Noida-BSNL	750,000.00	750,000.00
Deposit Works	15,462,242.32	15,462,242.32
Work In Progress	159,095,927,186.58	151,877,866,027.73
Land	97,455,049,489.96	90,911,843,355.96
Amount Receivable Against ESI	6,698,950.00	6,698,950.00
Amount Receivable from Contractors	10,603,664.00	10,603,664.00
Deposit under protest with Regional Provident Commissioner, Noida	844,791,826.00	844,791,826.00
TDS Receivable for A.Y. 2009-10 to 2019-20	3,096,911,048.41	3,164,802,179.30
Amount withheld by Vijaya Bank against SC/ST Court Order	2,219,028.00	2,219,028.00
TOTAL[D]	260,528,413,435.27	246,835,037,273.31

5 CASH & BANK BALANCES

Cash in hand	1,938,508.00	933,215.00
Balance with Banks	9,947,226,829.00	5,925,191,933.58
Short Term Investments in Bank FDR's	25,608,518,082.60	15,869,717,255.83
TOTAL [E]	35,557,683,419.60	21,795,842,404.41

TOTAL [A]+[B]+[C]+[D]+[E]	368,125,788,688.58	341,339,524,925.41
----------------------------------	---------------------------	---------------------------

Details of Short Term Investment in Bank FDR's

1 Investment in Fdr with ICICI Bank	2,074,053,082.60	4,986,047,703.00
2 Investment in Fdr with Indusind Bank	11,666,200,000.00	7,833,669,552.83
3 Investment in Fdr with Hdfc Bank	980,010,000.00	-
4 Investment in Fdr with Canara Bank	10,192,000,000.00	-
5 LIC Housing Finance	696,255,000.00	3,050,000,000.00
TOTAL	25,608,518,082.60	15,869,717,255.83

12



NEW OKHLA INDUSTRIAL DEVELOPMENT AUTHORITY

CURRENT LIABILITIES & PROVISIONS

S.NO	PARTICULARS	CURRENT YEAR	PREVIOUS YEAR
		<u>2019-2020</u>	<u>2018-2019</u>
1	Sundry Creditors	867,397,386.91	867,397,386.91
2	Deposit from Suppliers and Contractors		
i.	Works	1,650,772,475.33	1,599,488,186.33
3	Deposit from Allottees		
i.	Industrial	49,434,014,751.36	40,137,684,384.42
ii.	Residential/Gr.Hou./Hou.	178,002,252,210.75	169,207,791,597.71
iii.	Commercial	87,037,726,696.48	79,777,494,695.18
iv.	Institutional	32,839,239,091.40	32,102,351,358.21
4	Security - Water Meter / Connection	138,717,523.87	137,306,300.87
5	Security Deposit (Cont & Supplier)	584,281,616.49	1,621,855,779.30
6	Other Liabilities		
i.	CPF	2,472,326,864.95	2,408,461,897.95
ii.	Other liabilities	98,823,908.57	107,665,452.57
iii.	GST	760,099,442.99	306,115,369.71
	TOTAL	<u>353,885,651,969.10</u>	<u>328,273,612,409.16</u>



SCHEDULE -6

NEW OKHLA INDUSTRIAL DEVELOPMENT AUTHORITY

EXPENDITURE ON EMPLOYEES

S.NO.	PARTICULARS	CURRENT YEAR	PREVIOUS YEAR
		<u>2019-2020</u>	<u>2018-2019</u>
1	Salaries & Allowances	1,147,566,730.00	837,515,223.00
2	Contribution towards CPF-Auth. Cont.	81,369,532.00	83,074,513.00
3	Medical Expenses	96,343,923.00	172,424,203.00
4	Uniform to Staff	14,512,783.00	21,927,529.00
5	Honorarium	88,600.00	156,750.00
6	Gifts to Staff	5,566,612.00	14,077,750.00
7	Bonus	8,210,338.00	9,047,092.00
8	Employees Welfare	-	68,440.00
9	Gratuity	2,860,329.00	336,329.00
10	Ex-Gratia	423,750.00	450,000.00
11	Leave Encashment	100,347,358.00	34,463,040.00
12	Noida Employees Gratuity Fund Trust	-	317,369,257.00
	TOTAL	1,457,289,955.00	1,490,910,126.00



NEW OKHLA INDUSTRIAL DEVELOPMENT AUTHORITY

ADMINISTRATIVE EXPENSES

S.NO.	PARTICULARS	CURRENT YEAR	PREVIOUS YEAR
		<u>2019-2020</u>	<u>2018-2019</u>
1	Maintenance of Admin & other Office Buildings	180,525,607.00	317,806,964.00
2	Maintenance of Vehicles	85,390,412.00	118,738,767.00
3	Printing & Stationery	4,610,248.00	9,040,692.00
4	Travelling & Conveyance	3,381,174.00	2,877,021.00
5	Telephone Expenses	6,691,466.00	8,660,386.00
6	Postage & Telegraph	822,303.00	809,180.00
7	Maintenance of Office Equipment	10,056,959.00	4,251,511.00
8	Computerisation	39,213,796.00	73,627,454.00
	TOTAL	<u>330,691,965.00</u>	<u>535,811,975.00</u>

15



SCHEDULE -8

NEW OKHLA INDUSTRIAL DEVELOPMENT AUTHORITY
MISCELLANEOUS EXPENSES

S.NO.	PARTICULARS	CURRENT YEAR	PREVIOUS YEAR
		<u>2019-2020</u>	<u>2018-2019</u>
1	Advertisement Expenses	202,226,841.00	211,418,831.00
2	Sundry Expenses	90,292,016.00	10,879,722.20
3	Legal Expenses	35,821,298.00	53,558,655.00
4	Meeting Expenses	225,250.00	282,280.00
5	Grant To Dist. Hospital	9,129,568.00	132,000,000.00
6	Consultancy Expenses	29,744,863.00	64,905,898.00
7	Grant to ITTUP	3,444,375.00	5,937,000.00
8	Grant to Udyog Bandhu	53,000,000.00	80,000,000.00
9	Grant to UP Trade Promotion Authority	500,000.00	500,000.00
10	Grant to Noida & Greater Noida Education Society	40,000,000.00	30,000,000.00
11	Grant to Noida Metro Rail Corp. Ltd./City Bus-NMRC and Grant for Interest on NCRPB-NMRC	1,525,725,000.00	669,525,000.00
12	Income Tax under Protest	3,300,000,000.00	3,100,000,000.00
13	Bank Guarantee Charges	47,320,820.50	52,857,203.20
14	Grant to UPSRTC	-	34,800,000.00
15	Grant to Gautam Budh University	-	20,000,000.00
16	Grant to Golf Course	-	700,000.00
17	Grant to Mahila Udyami Sangthan	-	50,000.00
18	Grant to YEIDA	-	50,000,000.00
	TOTAL	<u>5,337,430,031.50</u>	<u>4,517,414,589.40</u>

16



SCHEDULE -9

NEW OKHLA INDUSTRIAL DEVELOPMENT AUTHORITY

MAINTENANCE OF PUBLIC AMENITIES

S.NO.	PARTICULARS	CURRENT YEAR	PREVIOUS YEAR
		<u>2019-2020</u>	<u>2018-2019</u>
1	Maintenance of Water Supply	2,020,250,511.00	2,343,983,389.00
2	Maintenance of Roads & Flyovers	2,825,416,350.00	3,474,964,390.00
3	Health and Sanitation	1,708,921,523.00	1,322,689,000.00
4	Maintenance of Street Lights & Electrical Maintenance in Various Sectors	655,649,034.98	1,424,089,389.19
5	Maintenance of Drains & Sewerage	808,923,320.00	1,541,573,384.00
6	Maintenance of Parks	852,115,033.00	1,097,296,148.00
7	Maintenance of Machinery	24,533,572.00	54,738,772.00
8	Security Expenses	214,923,243.00	282,107,826.00
9	Maintenance of Green Belt	256,965,884.00	393,464,880.00
	TOTAL	9,367,698,470.98	11,934,907,178.19

17



NEW OKHLA INDUSTRIAL DEVELOPMENT AUTHORITY

INTEREST EXPENSES

<u>S.NO.</u>	<u>PARTICULARS</u>	<u>CURRENT YEAR</u> <u>2019-2020</u>	<u>PREVIOUS YEAR</u> <u>2018-2019</u>
1	Interest on Contributory Provident Fund	179,416,766.00	176,798,617.00
	TOTAL	179,416,766.00	176,798,617.00

18



NEW OKHLA INDUSTRIAL DEVELOPMENT AUTHORITY

RENT INCOMES

S.NO.	PARTICULARS	CURRENT YEAR	PREVIOUS YEAR
		<u>2019-2020</u>	<u>2018-2019</u>
1	Lease Rent (Hou./ Resi./Gr.Hou.)	864,708,779.26	988,096,845.50
2	Lease Rent (Industrial)	2,067,900,901.20	1,762,335,244.81
3	Lease Rent (Institutional)	632,927,104.00	792,433,517.50
4	Lease Rent (Commercial)	1,233,905,893.50	1,430,457,542.50
5	Rent-(Gen. Admin / Park Booking / Parking Fee / Licence Fee etc.)	675,578,680.01	1,277,232,216.81
6	Rent-Staff Houses	10,559,767.00	10,251,110.00
	TOTAL	<u>5,485,581,124.97</u>	<u>6,260,806,477.12</u>

Note:- Lease Rent includes One Time Lease Rent also.

10



NEW OKHLA INDUSTRIAL DEVELOPMENT AUTHORITY

FEES

S.NO.	PARTICULARS	CURRENT YEAR	PREVIOUS YEAR
		<u>2019-2020</u>	<u>2018-19</u>
A.	<u>DOCUMENTATION CHARGES</u>	660,584.00	704,804.00
	<u>TOTAL</u>	<u>660,584.00</u>	<u>704,804.00</u>
B.	<u>PROCESSING FEES</u>	<u>2019-2020</u>	<u>2018-2019</u>
1	Housing / Residential/Group Housing	10,912,007.00	14,866,587.00
2	Industrial	4,426,835.00	6,824,734.50
3	Commercial	10,831,020.00	8,001,263.00
4	Institutional	2,942,100.00	2,810,530.00
	<u>TOTAL</u>	<u>29,111,962.00</u>	<u>32,503,114.50</u>
C.	<u>TIME EXTENSION CHARGES</u>	<u>2019-2020</u>	<u>2018-2019</u>
1	Housing / Residential/Group Housing	218,428,935.40	245,016,493.97
2	Industrial	62,877,426.00	76,410,855.00
3	Commercial	407,796,167.00	578,621,986.00
4	Institutional	487,976,000.56	310,562,322.42
	<u>TOTAL</u>	<u>1,177,078,528.96</u>	<u>1,210,611,657.39</u>
D.	<u>TRANSFER CHARGES</u>	<u>2019-2020</u>	<u>2018-2019</u>
1	Housing / Residential/Group Housing	1,868,838,237.27	1,710,956,569.10
2	Industrial	306,652,333.88	215,116,613.48
3	Commercial	214,775,186.78	26,784,808.70
4	Institutional	64,213,260.12	54,653,371.52
	<u>TOTAL</u>	<u>2,454,479,018.05</u>	<u>2,007,511,362.80</u>

20



<u>PENALTY</u>		<u>2019-2020</u>	<u>2018-2019</u>
1	Housing / Residential/Group Housing	116,130,044.50	35,343,515.00
2	Industrial	12,779,732.00	11,372,549.10
3	Commercial	1,080,316.00	643,589.00
4	Institutional	722,930.00	2,955,193.00
5	Penalty Other	25,244,073.00	15,632,597.00
<u>TOTAL</u>		<u>155,957,095.50</u>	<u>65,947,443.10</u>
<u>RENT PERMISSION CHARGES</u>		<u>2019-2020</u>	<u>2018-2019</u>
1	Industrial	22,881,431.54	25,040,743.50
2	Institutional	197,453,249.43	69,263,628.56
<u>TOTAL</u>		<u>220,334,680.97</u>	<u>94,304,372.06</u>
GRAND TOTAL (A+B+C+D+E)		<u>4,037,621,869.48</u>	<u>3,411,582,753.85</u>



SCHEDULE -13

NEW OKHLA INDUSTRIAL DEVELOPMENT AUTHORITY

OTHER MISCELLANEOUS INCOMES

S.NO.	PARTICULARS	CURRENT YEAR	PREVIOUS YEAR
		<u>2019-2020</u>	<u>2018-2019</u>
A	FORFITURE INCOME	2,563,101.00	3,085,923.00
	TOTAL	<u>2,563,101.00</u>	<u>3,085,923.00</u>
B	OTHER INCOMES	<u>2019-2020</u>	<u>2018-2019</u>
1	Water and Sewer Charges	969,365,633.06	840,520,216.90
2	Building Plan Fees	1,892,391,272.65	1,434,596,648.85
3	Road Cutting Charges	61,146,166.00	224,968,846.30
4	Sale of Plants	995,758.00	754,065.00
5	Sundry Receipts	3,747,911.00	7,571,414.68
6	Restoration Fee	96,751,014.00	21,255,194.00
	TOTAL	<u>3,024,397,754.71</u>	<u>2,529,666,385.73</u>
	TOTAL (A+B)	<u>3,026,960,855.71</u>	<u>2,532,752,308.73</u>

22



SCHEDULE -14

NEW OKHLA INDUSTRIAL DEVELOPMENT AUTHORITY

SALE OF FORMS

S.NO.	PARTICULARS	CURRENT YEAR	PREVIOUS YEAR
		<u>2019-2020</u>	<u>2018-2019</u>
1	Sale of E-Tender & Other Forms	18,219,784.00	48,841,880.00
	TOTAL	18,219,784.00	48,841,880.00



2023

SCHEDULE -15

NEW OKHLA INDUSTRIAL DEVELOPMENT AUTHORITY

INTEREST INCOMES

S.NO.	PARTICULARS	CURRENT YEAR	PREVIOUS YEAR
		<u>2019-2020</u>	<u>2018-19</u>
1	Interest from Investments in Bank FDRs	857,806,719.73	1,625,142,875.83
2	Interest on Loan	174,480,114.00	4,643,482,117.00
3	Interest on Lease Rent	207,810,551.92	120,829,818.75
4	Interest on Staff Advances	2,486,190.00	1,332,279.00
5	Interest on Saving Bank A/c	522,431,903.53	529,660,598.96
6	Interest from Allottees	1,694,302,951.37	1,003,104,987.22
7	Interest -Others	11,789,566.00	15,522,725.00
	TOTAL	<u>3,471,107,996.55</u>	<u>7,939,075,401.76</u>

